

Scaled data based on original data using
LM-79-08 Approved Method: Electrical and Photometric Measurements of Solid-
State Lighting Products

Test Report Prepared for
Cooper Lighting Solutions
(formerly Eaton)

Brand: STREETWORKS

Report Number: P299138

Luminaire Tested: **GAA-AF-08-LED-U-T3-7030**

Issue Date: 3/3/2020

Test Information

Test Method: LM-79-08
Report Number: P299138
TEST IS SCALED FROM IESNA LM-79-08 TEST DATA (P24140)
Test Lab: INNOVATION CENTER P2
Issue Date: 3/3/2020
Manufacturer: COOPER LIGHTING SOLUTIONS (FORMERLY EATON)
Product Line: STREETWORKS
Catalog Number: GAA-AF-08-LED-U-T3-7030
Description: GALLEONNAIRE AREA AND ROADWAY LUMINAIRE
(8) 70 CRI, 3000K CCT 1050mA LIGHTSQUARE WITH 16 LEDS EACH AND Type III OPTICS
Light Source: -
Ballast/Driver: -

Summary

Lumens per Lamp: N/A
Luminaire Lumens: 45994.5 lumens
Efficiency: N/A
Efficacy: 103.4 lumens/watt
Luminous Opening: Rectangular (W 2' x L: 1' x H: 0')
IES Classification: Type III - Short - Full Cutoff
BUG Rating: B4 - U0 - G5

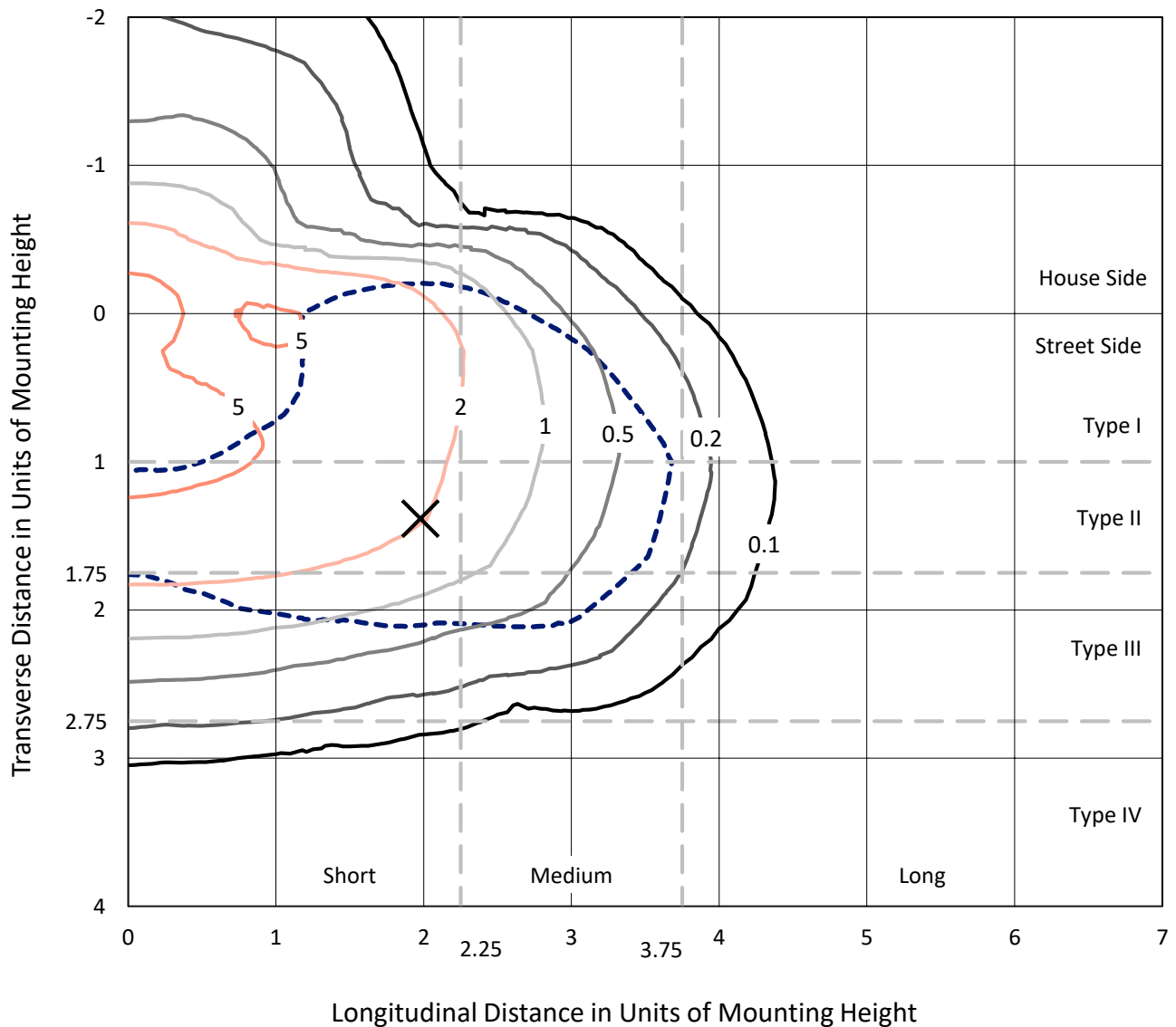
Input Watts (W): 445
Input Voltage (V): NR
Input Current (Ain): NR
Voltage Rise (V): NR
Power Factor: NR
Total Harmonic Distortion (THDi): NR
Frequency (hertz): 60
Stabilization Time: NR
Operation Time: NR
Ambient Temperature (°C): NR
Test Distance: 28.75 FT



REPORT NUMBER: P299138
 CATALOG NUMBER: GAA-AF-08-LED-U-T3-7030

Iso-Footcandle Lines of Horizontal Illumination

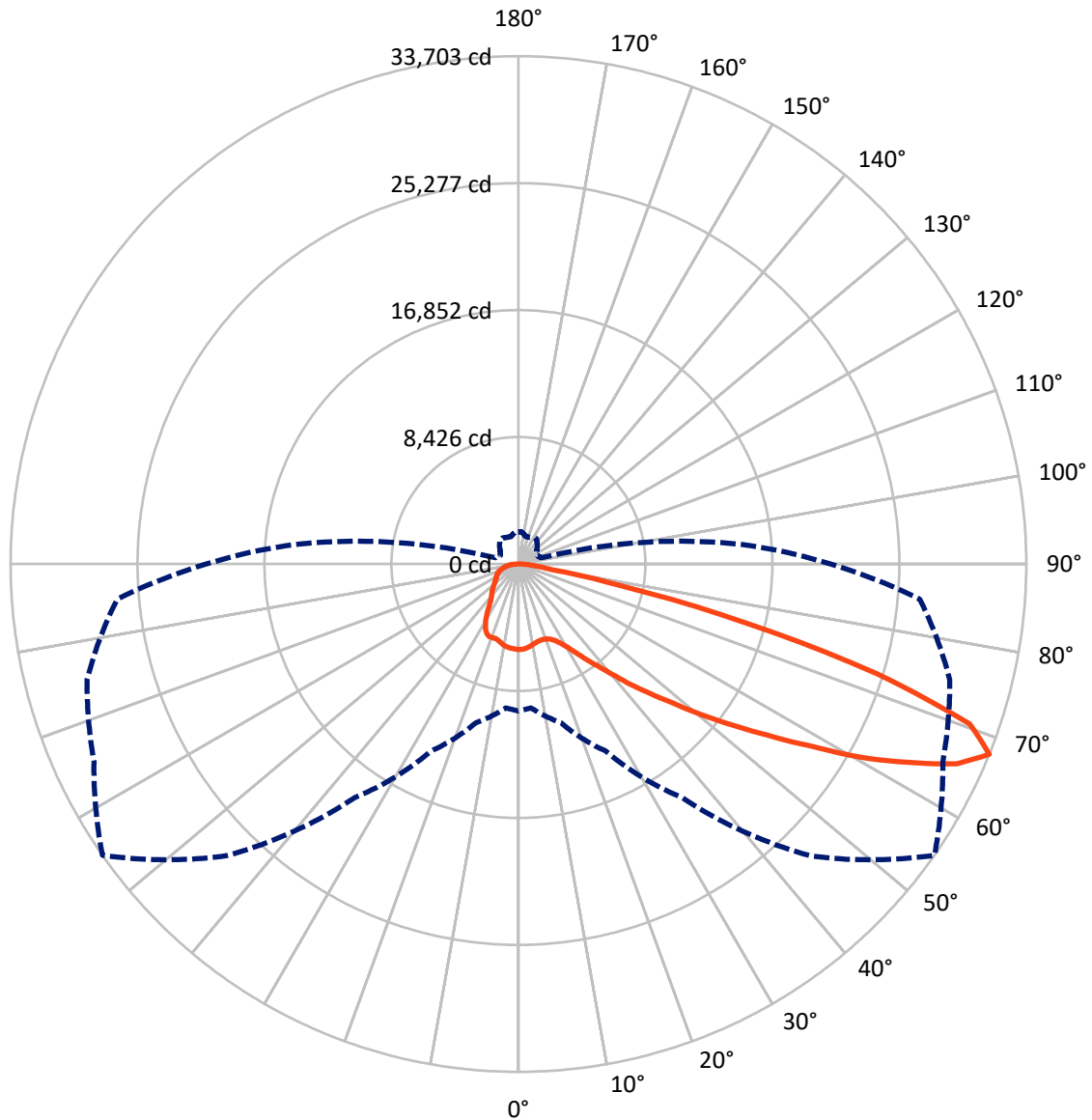
✕ Max cd
 - - - 1/2 Max cd



Based on 30 foot mounting height. Maximum calculated value = 6.5 fc
 Type III - Short - Full Cutoff

REPORT NUMBER: P299138
CATALOG NUMBER: GAA-AF-08-LED-U-T3-7030

Luminous Intensity Polar Plot



— Vertical Plane Through 55-Deg Lateral - - - Horizontal Cone Through 67.5-Deg Vertical



REPORT NUMBER: P299138

CATALOG NUMBER: GAA-AF-08-LED-U-T3-7030

FLUX DISTRIBUTION:

		Downward	Upward	Total
House Side	Lumens	9935.8	0.0	9935.8
	% Fixture	21.6	0.0	21.6
Street Side	Lumens	36058.7	0.0	36058.7
	% Fixture	78.4	0.0	78.4
Total	Lumens	45994.5	0.0	45994.5
	% Fixture	100.0	0.0	100.0

Coefficient of Utilization

ZONAL LUMENS:

Zone	Lumens	% Fixture
0°-10°	529.4	1.2
10°-20°	1499.3	3.3
20°-30°	2511.5	5.5
30°-40°	4130.0	9.0
40°-50°	6952.1	15.1
50°-60°	10942.1	23.8
60°-70°	13058.2	28.4
70°-80°	5607.4	12.2
80°-90°	764.5	1.7
90°-100°	0.0	0.0
100°-110°	0.0	0.0
110°-120°	0.0	0.0
120°-130°	0.0	0.0
130°-140°	0.0	0.0
140°-150°	0.0	0.0
150°-160°	0.0	0.0
160°-170°	0.0	0.0
170°-180°	0.0	0.0
0°-90°	45994.5	100.0
0°-180°	45994.5	100.0



REPORT NUMBER: P299138

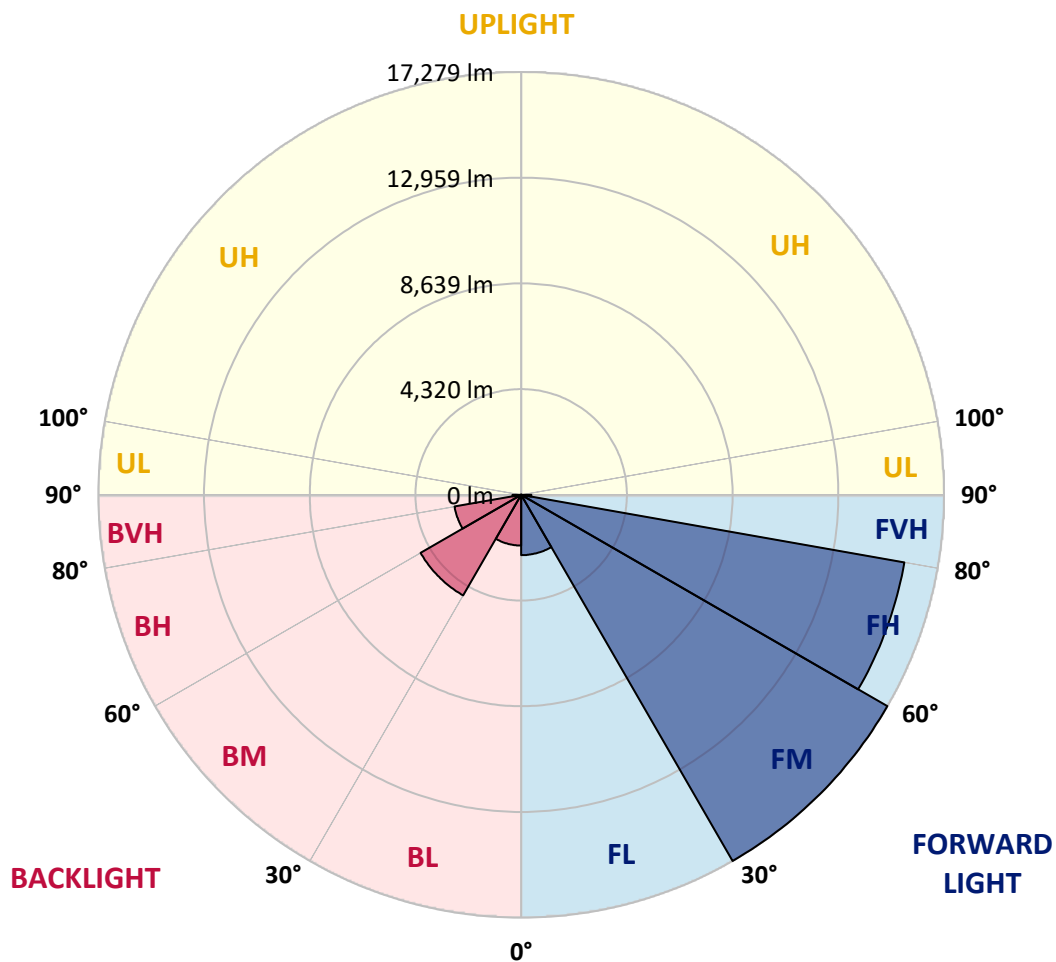
CATALOG NUMBER: GAA-AF-08-LED-U-T3-7030

LUMINAIRE CLASSIFICATION SYSTEM LUMEN TABLE AND BUG RATING:

Zone	Lumens	% Fixture	Zone Rating/Lumen Limit		
			B	U	G
FL (0°-30°)	2465.4	5.4			
FM (30°-60°)	17278.9	37.6			
FH (60°-80°)	15900.5	34.6			G5
FVH (80°-90°)	413.8	0.9			G3/500
BL (0°-30°)	2074.8	4.5	B3/2500		
BM (30°-60°)	4745.2	10.3	B3/5000		
BH (60°-80°)	2765.1	6.0	B4/5000		G4/5000
BVH (80°-90°)	350.7	0.8			G3/500
UL (90°-100°)	0.0	0.0		U0/0	
UH (100°-180°)	0.0	0.0		U0/0	

BUG Rating: B4-U0-G5

Type III Short





REPORT NUMBER: P299138

CATALOG NUMBER: GAA-AF-08-LED-U-T3-7030

CANDELA DISTRIBUTION (FULL):

	0°	5°	15°	25°	35°	45°	55°	65°	75°	85°	90°
0°	5671.6	5671.6	5671.6	5671.6	5671.6	5671.6	5671.6	5671.6	5671.6	5671.6	5671.6
2.5°	5622.7	5625.0	5629.4	5647.2	5662.7	5658.3	5660.5	5651.6	5649.4	5636.1	5649.4
5°	5551.7	5558.3	5560.5	5589.4	5607.2	5611.6	5605.0	5593.9	5580.5	5567.2	5573.9
7.5°	5389.5	5407.3	5409.5	5449.5	5478.3	5516.1	5518.3	5520.6	5513.9	5505.0	5518.3
10°	5287.3	5291.7	5289.5	5318.4	5340.6	5382.8	5407.3	5449.5	5467.2	5471.7	5480.6
12.5°	5280.6	5276.2	5269.5	5269.5	5262.9	5280.6	5325.1	5385.0	5427.3	5440.6	5451.7
15°	5351.7	5349.5	5327.3	5294.0	5251.7	5238.4	5276.2	5342.8	5398.4	5427.3	5438.4
17.5°	5511.7	5498.3	5462.8	5387.3	5296.2	5260.6	5265.1	5320.6	5385.0	5422.8	5433.9
20°	5804.9	5804.9	5729.4	5587.2	5425.0	5340.6	5300.6	5333.9	5396.1	5447.2	5462.8
22.5°	6311.4	6315.9	6189.2	5956.0	5682.7	5502.8	5402.8	5396.1	5469.5	5527.2	5545.0
25°	7029.0	7011.2	6833.5	6500.3	6084.8	5787.1	5613.9	5573.9	5636.1	5700.5	5722.7
27.5°	7864.3	7799.9	7588.8	7186.7	6649.1	6213.7	5947.1	5882.7	5942.7	6016.0	6038.2
30°	8690.7	8624.1	8373.0	7933.2	7335.6	6784.6	6402.5	6298.1	6382.5	6486.9	6500.3
32.5°	9517.1	9517.1	9237.2	8724.0	8073.1	7466.6	7009.0	6884.6	7024.5	7151.2	7180.1
35°	10505.7	10510.2	10239.1	9621.5	8921.8	8279.7	7775.4	7684.3	7895.4	7984.3	8053.1
37.5°	11720.9	11745.3	11396.6	10650.1	9883.7	9208.3	8608.5	8484.1	8695.2	8937.3	9159.5
40°	13033.8	13064.9	12680.6	11760.9	10994.5	10288.0	9639.3	9414.9	9765.9	10228.0	10514.6
42.5°	14286.8	14446.8	14075.8	13129.4	12305.2	11574.3	10916.7	10590.1	11030.0	11727.6	11976.4
45°	16097.4	16212.9	15566.4	14708.9	13933.6	13116.0	12245.2	11900.9	12516.2	13396.0	13447.1
47.5°	17303.7	17217.0	16888.2	16355.1	15864.1	15099.9	13789.2	13411.5	14229.0	15264.3	14977.7
50°	17945.7	17972.4	17927.9	17959.0	17976.8	17496.9	15681.9	15164.3	16139.6	17390.3	16730.5
52.5°	18545.5	18367.8	18514.4	19243.1	20122.8	19945.1	17741.3	17201.5	18187.8	19749.6	18583.3
55°	18532.2	18261.2	18738.8	20025.1	21933.4	22137.8	20053.9	19431.9	20353.9	22279.9	20547.1
57.5°	17876.8	17890.2	18625.5	20309.4	23195.2	24199.4	22737.6	21804.5	22650.9	24843.6	22339.9
60°	16974.9	17097.1	18156.7	20262.8	24206.0	25890.0	26029.9	24361.5	24901.4	27174.0	23823.9
62.5°	15519.8	15648.6	17110.4	19778.5	24052.7	27518.4	29006.8	27262.9	27254.0	28586.9	24259.3
65°	13224.9	13187.1	14722.2	17967.9	22766.5	28722.4	31963.7	29771.0	29026.8	28609.1	23384.1
67.5°	9752.6	9583.8	10901.2	13684.8	18923.2	27374.0	33703.2	31077.3	29631.1	26727.5	20709.3
70°	5060.7	4891.9	5958.2	7990.9	12445.1	21364.7	31777.1	30401.9	28295.9	22404.3	16224.0
72.5°	2163.8	2134.9	2568.1	3505.6	6020.4	12322.9	24916.9	26314.3	24279.3	16692.7	11154.4
75°	1455.1	1446.2	1608.4	1910.5	2708.1	5000.7	15593.1	18678.8	17763.5	10350.2	6273.7
77.5°	1141.9	1130.8	1226.3	1372.9	1755.0	1972.7	6920.1	10028.1	9281.6	4505.3	2745.8
80°	893.1	884.2	944.2	1024.1	1261.8	1244.1	2277.1	3989.9	3088.0	1726.1	1335.2
82.5°	704.2	704.2	753.1	755.3	895.3	848.6	1188.5	1757.2	1541.8	1006.4	817.5
85°	644.3	644.3	695.3	564.3	584.3	535.4	737.6	1041.9	977.5	413.2	355.4
87.5°	324.3	315.5	584.3	499.8	317.7	284.4	359.9	504.3	542.1	228.8	177.7
90°	0.0	0.0	0.0	0.0	0.0	0.0	0.0	0.0	0.0	0.0	0.0



REPORT NUMBER: P299138

CATALOG NUMBER: GAA-AF-08-LED-U-T3-7030

CANDELA DISTRIBUTION (continued):

	95°	105°	115°	125°	135°	145°	155°	165°	175°	180°
0°	5671.6	5671.6	5671.6	5671.6	5671.6	5671.6	5671.6	5671.6	5671.6	5671.6
2.5°	5645.0	5642.7	5647.2	5649.4	5667.2	5691.6	5702.7	5718.3	5727.2	5722.7
5°	5578.3	5582.8	5600.5	5613.9	5645.0	5685.0	5707.2	5724.9	5740.5	5733.8
7.5°	5522.8	5533.9	5560.5	5571.7	5589.4	5600.5	5598.3	5605.0	5618.3	5602.8
10°	5491.7	5505.0	5525.0	5509.4	5467.2	5407.3	5351.7	5322.8	5331.7	5320.6
12.5°	5460.6	5478.3	5462.8	5389.5	5271.7	5194.0	5151.8	5156.2	5176.2	5180.7
15°	5442.8	5449.5	5382.8	5245.1	5125.1	5114.0	5136.2	5131.8	5134.0	5134.0
17.5°	5442.8	5425.0	5300.6	5162.9	5111.8	5091.8	5022.9	4936.3	4898.5	4885.2
20°	5471.7	5425.0	5274.0	5182.9	5071.8	4900.7	4718.6	4558.6	4487.5	4467.5
22.5°	5558.3	5478.3	5349.5	5191.8	4876.3	4589.7	4300.9	4109.9	3981.0	3958.8
25°	5733.8	5645.0	5498.3	5074.0	4565.3	4156.5	3827.7	3614.5	3485.6	3467.8
27.5°	6040.4	5982.6	5578.3	4814.1	4152.1	3714.4	3410.1	3245.7	3150.2	3143.5
30°	6502.5	6473.6	5538.3	4429.8	3643.3	3285.7	3139.1	3043.5	2972.4	2970.2
32.5°	7240.0	7006.8	5407.3	3961.0	3179.0	2981.3	2921.3	2863.6	2808.0	2808.0
35°	8188.6	7437.8	5158.4	3459.0	2896.9	2812.5	2737.0	2645.9	2572.6	2568.1
37.5°	9303.9	7704.3	4711.9	3054.6	2763.6	2699.2	2588.1	2452.6	2323.7	2301.5
40°	10430.2	7784.3	4083.2	2805.8	2679.2	2585.9	2450.4	2290.4	2166.0	2159.3
42.5°	11463.2	7631.0	3416.7	2634.8	2594.8	2470.4	2328.2	2186.0	2088.3	2086.0
45°	12329.6	7233.4	2856.9	2472.6	2505.9	2366.0	2239.3	2123.8	2048.3	2032.7
47.5°	13144.9	6671.3	2463.7	2301.5	2417.0	2308.2	2201.6	2092.7	2019.4	2008.3
50°	14091.3	6064.8	2188.2	2134.9	2339.3	2288.2	2232.7	2119.4	1997.2	1983.8
52.5°	15237.6	5540.6	1972.7	1988.3	2279.3	2314.9	2312.6	2194.9	1981.6	1963.9
55°	16517.2	4958.5	1810.6	1868.3	2254.9	2363.7	2332.6	2266.0	1995.0	1968.3
57.5°	17776.9	4278.7	1697.3	1777.2	2219.3	2359.3	2237.1	2141.6	2026.1	1988.3
60°	18721.0	3365.7	1610.6	1697.3	2141.6	2286.0	2132.7	2006.1	2019.4	1990.5
62.5°	18783.2	2601.4	1506.2	1628.4	2023.8	2212.7	2063.8	1946.1	2048.3	2021.6
65°	17679.1	1966.1	1406.2	1546.2	1897.2	2166.0	1997.2	1912.8	2108.3	2079.4
67.5°	14884.4	1581.7	1321.8	1461.8	1770.6	2068.3	1937.2	1881.7	2161.6	2110.5
70°	10745.6	1348.5	1239.6	1359.6	1657.3	1957.2	1883.9	1826.1	2017.2	1937.2
72.5°	6615.8	1168.5	1146.3	1224.1	1570.6	1841.7	1803.9	1721.7	1817.2	1752.8
75°	3303.4	1013.0	1041.9	1090.8	1448.5	1710.6	1670.6	1588.4	1601.7	1588.4
77.5°	1581.7	866.4	919.7	957.5	1290.7	1561.8	1519.5	1435.1	1419.6	1421.8
80°	1001.9	724.2	775.3	802.0	1153.0	1388.5	1346.3	1261.8	1439.6	1335.2
82.5°	626.5	588.7	602.0	650.9	1004.1	1208.5	1153.0	1077.5	1297.4	1026.4
85°	346.6	411.0	428.8	471.0	773.1	1010.8	955.3	859.7	770.9	757.5
87.5°	206.6	244.4	251.0	282.1	519.8	730.9	646.5	613.1	508.7	506.5
90°	0.0	0.0	0.0	0.0	0.0	0.0	0.0	0.0	0.0	0.0

(END OF REPORT)